



Dentistry Travel  
Call: +44 (0) 208 809 36 04 or **Free UK call: 08000 917 26 99**,  
Write to: c/o address: 52 Glenwood Road London N15 3JU  
E-mail to: [dentistry@dentistrytravel.co.uk](mailto:dentistry@dentistrytravel.co.uk)

## Nobel Guide

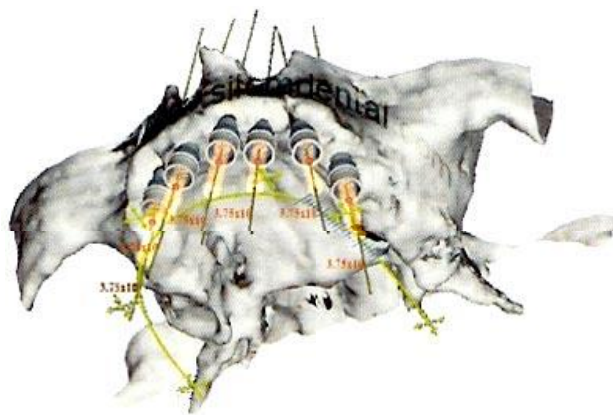
### What is a Nobel Guide ?

*NobelGuide* is a revolutionary treatment planning and surgical implementation system, enabling to transfer extra oral planning into the mouth with unrivalled accuracy and ease.

*NobelGuide* is a Nobel Biocare unique treatment concept allowing dentists to offer patients exactly what they want: A fast, gentle treatment resulting in beautiful teeth.

By planning your treatment and transforming this into a Surgical Template you enable an easy, predictable, fast and minimal invasive installation without stitches.

*NobelGuide* is a total system concept. The well-fitting components and accuracy afforded the surgeon through the CT data permits an effortless surgery that minimizes the time and trauma for the patient. The new technology and concept permits minimally invasive surgery using a flapless approach and may be used with any clinical situation, from the completely edentulous arch to partially dentated arch to the single missing tooth.





## What are the benefits of a Nobel Guide?

Maximum comfort:

Minimally invasive flapless surgery.

Reduced pain and swelling compared to conventional treatment.

Less return visits for try-ins and adjustments,

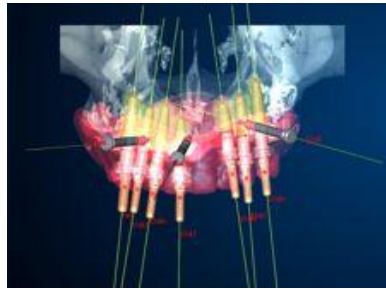
Fewer interruptions to daily life.

Reduced costly time off from working life

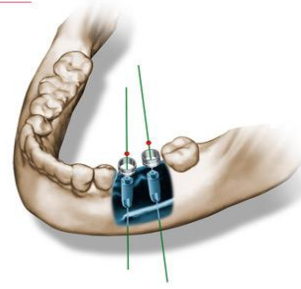
Fast Treatment with high-end esthetics



Nobel guide surgical template



Nobel guide surgical planning



Nobel Guide surgical planning



## How does it work?

With more emphasis on examination and planning, working with *NobelGuide* is different to conventional treatments. The guide concept offers two options depending on your preferences. You can work with model based or computer based planning - but be sure that the benefits will be the same during surgery and with the prosthetic solution.

1. Examination: Examination and impression taking.
2. Radiological template fabrication: Lab fabricated template try-in.
3. CT-scanning: CT-scanning performed by radiologist to provide exact data for dental planning
4. Computer based Planning: Plan implant placement in a true 3D environment by the dentist

5. Production of Prosthesis by the Laboratory (optional):

Functioning and esthetic temporary prosthetic solution made in advance of surgery

Since the position of the implants is known in advance a temporary prosthesis can be produced by the lab and applied directly at surgery. The choice of esthetic solution is always based on satisfying patient need.

6. Surgical template fabrication: 3D planned template fabrication in Sweden
7. Fast Surgical procedure: Total drilling control in all three dimensions with guide and drill stops  
Precision drilling with no wobbling  
Flapless surgery in a predictable way  
Delivery of prosthetic solution at surgery - optional

Surgery is performed using the surgical template and guided surgery components to control the drills.

Surgery is flapless and predictable since your planning has revealed the anatomy under the soft tissue. The resulting initial stability enables Immediate Function and makes the complete process quick and straightforward.

The prosthesis, either temporary or final, is applied at surgery and patients can leave the clinic with a functioning and beautiful smile